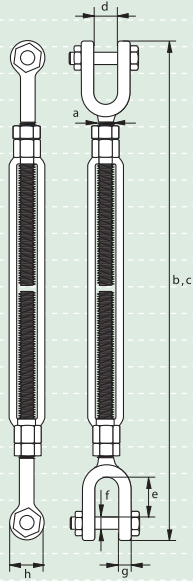




G-6313



## Green Pin® turnbuckles Jaw - Jaw generally to ASTM F1145-92

- **Material** : drop forged high tensile steel SAE 1035 or 1045
- **Safety factor** : MBL equals 5 x WLL
- **Standard** : generally to ASTM F1145-92  
formerly U.S. Federal Specification FF-T-791b
- **Finish** : hot dipped galvanized
- **Certification** : a works certificate or proof load test certificate can be supplied upon request

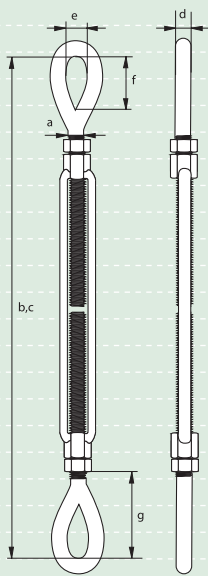
diameter thread	take up	length closed position	length open position	opening jaw	length inside	diameter pin	thickness jaw eye	diameter jaw eye	working load limit	weight per pce
a	b	c	d	e	f	g	h	tons	kg	
inches	inches	mm	mm	mm	mm	mm	mm	mm		
3/8	6	302	416	13	22	8	8	21	0.54	0.37
1/2	6	338	452	16	26	9.5	10	25	1	0.73
1/2	9	414	585	16	26	9.5	10	25	1	0.79
5/8	12	490	719	16	26	9.5	10	25	1	0.96
5/8	6	394	508	18	33	13	13	33	1	1.37
5/8	9	470	641	18	33	13	13	33	1.59	1.31
5/8	12	546	775	18	33	13	13	33	1.59	1.53
3/4	6	432	546	23	38	15.5	16	41	2.36	1.86
3/4	9	508	679	23	38	15.5	16	41	2.36	2.31
3/4	12	584	813	23	38	15.5	16	41	2.36	2.56
3/4	18	737	1080	23	38	15.5	16	41	2.36	3.11
7/8	12	625	854	27	44	19	18	48	3.27	3.71
7/8	18	778	1121	27	44	19	18	48	3.27	4.14
1	6	524	638	30	52	22	20	54	4.54	4.29
1	12	676	905	30	52	22	20	54	4.54	5.07
1	18	829	1172	30	52	22	20	54	4.54	6.62
1	24	980	1437	30	52	22	20	54	4.54	7.85
1 1/4	12	760	989	44	73	29	25	67	6.9	9.48
1 1/4	18	912	1255	44	73	29	25	67	6.9	11.6
1 1/4	24	1064	1521	44	73	29	25	67	6.9	13
1 1/2	12	823	1052	52	70	35	27	80	9.71	13.6
1 1/2	18	975	1318	52	70	35	27	80	9.71	14.3
1 1/2	24	1128	1585	52	70	35	27	80	9.71	18.4
1 3/4	18	1060	1403	59	85	41	33	90	12.7	25
1 3/4	24	1213	1670	59	85	41	33	90	12.7	28.7
2	24	1315	1772	64	93	51	39	108	16.78	45.4
2 1/2	24	1486	1943	75	114	57	38	143	27.22	73
2 3/4	24	1562	2019	89	110	70	42	156	34.02	98



G-6311

## Green Pin® turnbuckles Eye - Eye generally to ASTM F1145-92

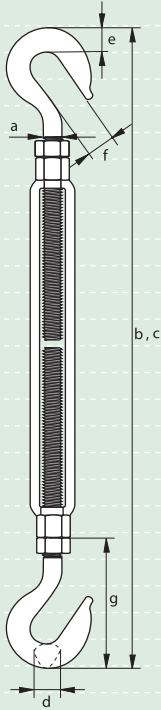
- **Material** : drop forged high tensile steel SAE 1035 or 1045
- **Safety factor** : MBL equals 5 x WLL
- **Standard** : generally to ASTM F1145-92  
formerly U.S. Federal Specification FF-T-791b
- **Finish** : hot dipped galvanized
- **Certification** : a works certificate or proof load test certificate can be supplied upon request



diameter thread	take up	length closed position	length open position	diameter	width inside	length inside	length closed position	working load limit	weight per pce
a	b	c	d	e	f	g			
inches	inches	mm	mm	mm	mm	mm	mm	tons	kg
3/8	6	302	416	9	13	28	65	0.54	0.32
1/2	6	338	452	12	18	36	80	1	0.66
1/2	9	414	585	12	18	36	80	1	0.76
1/2	12	490	719	12	18	36	80	1	0.91
5/8	6	394	508	14	21	43	98	1.59	1.07
5/8	9	470	641	14	21	43	98	1.59	1.31
5/8	12	546	775	14	21	43	98	1.59	1.71
3/4	6	432	546	17	25	53	113	2.36	1.65
3/4	9	508	679	17	25	53	113	2.36	1.95
3/4	12	584	813	17	25	53	113	2.36	2.30
3/4	18	737	1080	17	25	53	113	2.36	2.85
7/8	12	625	854	20	31	59	118	3.27	3.33
7/8	18	778	1121	20	31	59	118	3.27	4.24
1	6	524	638	22	36	74	155	4.54	3.87
1	12	676	905	22	36	74	155	4.54	5.09
1	18	829	1172	22	36	74	155	4.54	6
1	24	980	1437	22	36	74	155	4.54	7.52
1 1/4	12	760	989	29	45	88	197	6.9	8.12
1 1/4	18	912	1255	29	45	88	197	6.9	10.4
1 1/4	24	1064	1521	29	45	88	197	6.9	12.1
1 1/2	12	823	1052	32	54	105	215	9.71	12.7
1 1/2	18	975	1318	32	54	105	215	9.71	15.1
1 1/2	24	1128	1585	32	54	105	215	9.71	17.1
1 3/4	18	1060	1403	38	60	119	254	12.7	23.1
1 3/4	24	1213	1670	38	60	119	254	12.7	26.3
2	24	1315	1772	45	69	146	308	16.78	40.7
2 1/2	24	1486	1943	51	79	165	344	27.22	64
2 3/4	24	1562	2019	57	83	178	381	34.02	88



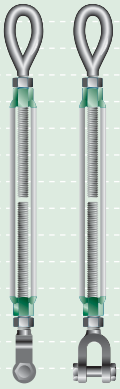
G-6312



## Green Pin® turnbuckles Hook - Hook generally to ASTM F1145-92

- **Material** : drop forged high tensile steel SAE 1035 or 1045
- **Safety factor** : MBL equals 5 x WLL
- **Standard** : generally to ASTM F1145-92  
formerly U.S. Federal Specification FF-T-791b
- **Finish** : hot dipped galvanized
- **Certification** : a works certificate or proof load test certificate can be supplied upon request

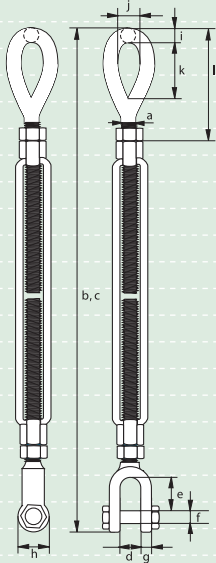
diameter thread	take up	length closed position	length open position	thickness hook	thickness hook	opening hook	length closed position	working load limit	weight per pce
a	b	c	d	e	f	g	tons	kg	
inches	inches	mm	mm	mm	mm	mm			
3/8	6	302	416	10	15	14	58	0.45	0.32
1/2	6	338	452	13	19	17	72	0.68	0.66
1/2	9	414	585	13	19	17	72	0.68	0.76
1/2	12	490	719	13	19	17	72	0.68	0.91
5/8	6	394	508	16	23	22	90	1.02	1.07
5/8	9	470	641	16	23	22	90	1.02	1.31
5/8	12	546	775	16	23	22	90	1.02	1.71
3/4	6	432	546	20	27	25	98	1.36	1.65
3/4	9	508	679	20	27	25	98	1.36	1.95
3/4	12	584	813	20	27	25	98	1.36	2.3
3/4	18	737	1080	20	27	25	98	1.36	2.85
7/8	12	625	854	23	30	29	126	1.81	3.33
7/8	18	778	1121	23	30	29	126	1.81	4.24
1	6	524	638	25	35	32	144	2.27	3.87
1	12	676	905	25	35	32	144	2.27	5.09
1	18	829	1172	25	35	32	144	2.27	6
1	24	980	1437	25	35	32	144	2.27	7.52
1 1/4	12	760	989	28	37	39	175	2.27	8.12
1 1/4	18	912	1255	28	37	39	175	2.27	10.4
1 1/4	24	1064	1521	28	37	39	175	2.27	12.1
1 1/2	12	823	1052	33	44	47	212	3.4	12.7
1 1/2	18	975	1318	33	44	47	212	3.4	15.1
1 1/2	24	1128	1585	33	44	47	212	3.4	17.1



## Green Pin® turnbuckles Eye - Jaw generally to ASTM F1145-92

- **Material** : drop forged high tensile steel SAE 1035 or 1045
- **Safety factor** : MBL equals 5 x WLL
- **Standard** : generally to ASTM F1145-92  
formerly U.S. Federal Specification FF-T-791b
- **Finish** : hot dipped galvanized
- **Certification** : a works certificate or proof load test certificate can be supplied upon request

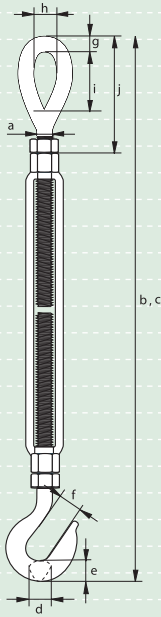
G-6315



diameter thread	take up	length closed position	length open position	opening jaw	inside length jaw	diameter pin jaw	thickness eye jaw	diameter eye jaw	diameter eye	inside width eye	inside length eye	length closed position	working load limit	weight per pce
a	b	c	d	e	f	g	h	i	j	k	l			
inches	inches	mm	mm	mm	mm	mm	mm	mm	mm	mm	mm	mm	tons	kg
3/8	6	302	416	13	22	8	8	21	9	13	28	65	0.54	0.34
1/2	6	338	452	16	26	9.5	10	25	12	18	36	80	1	0.69
1/2	9	414	585	16	26	9.5	10	25	12	18	36	80	1	0.78
1/2	12	490	719	16	26	9.5	10	25	12	18	36	80	1	0.93
5/8	6	394	508	18	33	13	13	33	14	21	43	98	1.59	1.07
5/8	9	470	641	18	33	13	13	33	14	21	43	98	1.59	1.39
5/8	12	546	775	18	33	13	13	33	14	21	43	98	1.59	1.71
3/4	6	432	546	23	38	15.5	16	41	17	25	53	113	2.36	1.76
3/4	9	508	679	23	38	15.5	16	41	17	25	53	113	2.36	1.95
3/4	12	584	813	23	38	15.5	16	41	17	25	53	113	2.36	2.43
3/4	18	737	1080	23	38	15.5	16	41	17	25	53	113	2.36	2.98
7/8	12	625	854	27	44	19	18	48	20	31	59	118	3.27	3.52
7/8	18	778	1121	27	44	19	18	48	20	31	59	118	3.27	4.19
1	6	524	638	30	52	22	20	54	22	36	74	155	4.54	4.05
1	12	676	905	30	52	22	20	54	22	36	74	155	4.54	5.08
1	18	829	1172	30	52	22	20	54	22	36	74	155	4.54	6.03
1	24	980	1437	30	52	22	20	54	22	36	74	155	4.54	7.39
1 1/4	12	760	989	44	73	29	25	67	29	45	88	197	6.9	8.80
1 1/4	18	912	1255	44	73	29	25	67	29	45	88	197	6.9	11
1 1/4	24	1064	1521	44	73	29	25	67	29	45	88	197	6.9	12.9
1 1/2	12	823	1052	52	70	35	27	80	32	54	105	215	9.71	13.1
1 1/2	18	975	1318	52	70	35	27	80	32	54	105	215	9.71	14.7
1 1/2	24	1128	1585	52	70	35	27	80	32	54	105	215	9.71	17.8
1 3/4	18	1060	1403	59	85	41	33	90	38	60	119	254	12.7	22.3
1 3/4	24	1213	1670	59	85	41	33	90	38	60	119	254	12.7	27.5
2	24	1315	1772	64	93	51	39	108	45	69	146	308	16.78	42.9
2 1/2	24	1486	1943	75	114	57	38	143	51	79	165	344	27.22	68
2 3/4	24	1562	2019	89	110	70	42	156	57	83	178	381	34.02	91



G-6314



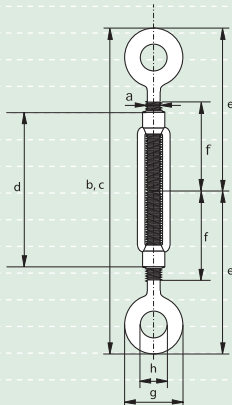
## Green Pin® turnbuckles Eye - Hook generally to ASTM F1145-92

- **Material** : drop forged high tensile steel SAE 1035 or 1045
- **Safety factor** : MBL equals 5 x WLL
- **Standard** : generally to ASTM F1145-92  
formerly U.S. Federal Specification FF-T-791b
- **Finish** : hot dipped galvanized
- **Certification** : a works certificate or proof load test certificate can be supplied upon request

diameter thread	take up	length closed position	length open position	thickness hook	thickness hook	opening hook	diameter eye	inside width eye	inside length eye	length closed position	working load limit	weight per pce
a	b	c	d	e	f	g	h	i	j		tons	kg
inches	inches	mm	mm	mm	mm	mm	mm	mm	mm	mm		
3/8	6	302	416	10	15	14	9	13	28	65	0.45	0.32
1/2	6	338	452	13	19	17	12	18	36	80	0.68	0.66
1/2	9	414	585	13	19	17	12	18	36	80	0.68	0.76
1/2	12	490	719	13	19	17	12	18	36	80	0.68	0.91
5/8	6	394	508	16	23	22	14	21	43	98	1.02	1.07
5/8	9	470	641	16	23	22	14	21	43	98	1.02	1.31
5/8	12	546	775	16	23	22	14	21	43	98	1.02	1.71
3/4	6	432	546	20	27	25	17	25	53	113	1.36	1.65
3/4	9	508	679	20	27	25	17	25	53	113	1.36	1.95
3/4	12	584	813	20	27	25	17	25	53	113	1.36	2.3
3/4	18	737	1080	20	27	25	17	25	53	113	1.36	2.85
7/8	12	625	854	23	30	29	20	31	59	118	1.81	3.33
7/8	18	778	1121	23	30	29	20	31	59	118	1.81	4.24
1	6	524	638	25	35	32	22	36	74	155	2.27	3.87
1	12	676	905	25	35	32	22	36	74	155	2.27	5.09
1	18	829	1172	25	35	32	22	36	74	155	2.27	6
1	24	980	1437	25	35	32	22	36	74	155	2.27	7.52
1 1/4	12	760	989	28	37	39	29	45	88	197	2.27	8.12
1 1/4	18	912	1255	28	37	39	29	45	88	197	2.27	10.4
1 1/4	24	1064	1521	28	37	39	29	45	88	197	2.27	12.1
1 1/2	12	823	1052	33	44	47	32	54	105	215	3.4	12.7
1 1/2	18	975	1318	33	44	47	32	54	105	215	3.4	15.1
1 1/2	24	1128	1585	33	44	47	32	54	105	215	3.4	17.1



E-6351



## Rigging screws Eye - Eye according to DIN 1480

- **Material** : drop forged mild steel
- **Standard** : DIN 1480
- **Finish** : electro-galvanized

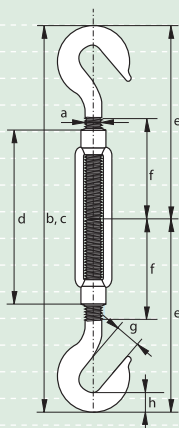
diameter thread	length closed position	length open position	length body	length endfitting	length thread	diameter eye outside	diameter eye inside	weight per pce
a mm	b mm	c mm	d mm	e mm	f mm	g mm	h mm	kg
6	160	246	110	80	55	20	9	0.11
8	168	248	110	84	57	22	10	0.2
10	210	300	125	105	68	31	14	0.28
12	222	305	125	110	70	35	16	0.43
14	244	334	140	123	75	40	18	0.61
16	300	416	170	143	88	47	22	1
20	334	466	200	165	105	52	24	1.6
22	372	527	220	185	118	60	27	2.2
24	410	587	255	208	135	65	27	2.8
30	440	605	255	220	135	71	31	4.1
33	490	690	295	245	148	88	36	6
36	554	740	295	277	158	94	38	8.5

## Rigging screws Hook - Hook according to DIN 1480


- **Material** : drop forged mild steel
- **Standard** : DIN 1480
- **Finish** : electro-galvanized



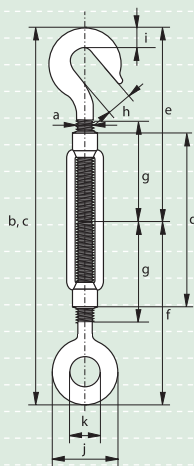
E-6352



diameter thread	length closed position	length open position	length body	length endfitting	length thread	opening thickness hook	thickness hook	weight per pce
a mm	b mm	c mm	d mm	e mm	f mm	g mm	h mm	kg
6	184	270	110	92	55	8	15	0.11
8	200	280	110	100	57	10.5	15	0.2
10	234	323	125	117	68	13	11	0.28
12	260	343	125	130	70	16	13	0.43
14	278	368	140	139	75	18	15	0.61
16	322	438	170	161	88	20	17	1
20	382	514	200	191	105	21	21	1.6
22	456	601	220	228	118	24	28	2.2
24	496	673	255	248	135	26	33	2.8
30	550	715	255	275	135	34	35	4.1
33	600	799	295	300	148	38	40	6
36	640	825	295	320	158	46	45	8.3



E-6354



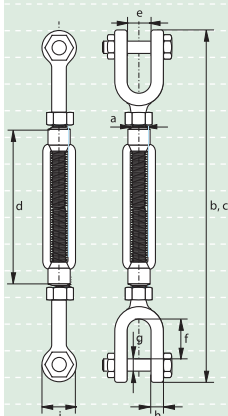
## Rigging screws Eye - Hook according to DIN 1480

- Material : drop forged mild steel
- Standard : DIN 1480
- Finish : electro-galvanized

diameter thread	length closed position	length open position	length body	length endfitting	length endfitting	length thread	opening hook	thickness hook	diameter eye outside	diameter eye inside	weight per pce
a	b	c	d	e	f	g	h	i	j	k	kg
6	172	258	110	77	80	55	8	15	20	9	0.11
8	184	264	110	85	84	57	10.5	15	22	10	0.2
10	222	311	125	106	105	68	13	11	31	14	0.28
12	241	324	125	117	111	70	16	13	35	16	0.43
14	261	351	140	124	122	75	18	15	40	18	0.61
16	311	427	170	144	150	88	20	17	47	22	1
20	358	490	200	170	167	105	21	21	52	24	1.6
22	414	559	220	200	186	118	24	28	60	27	2.2
24	453	630	255	215	205	135	26	33	65	27	2.8
30	495	660	255	240	220	135	34	35	71	31	4.1
33	545	744	295	260	245	148	38	40	88	36	6
36	597	782	295	275	277	158	46	45	94	38	8.4



E-6353



## Rigging screws Jaw - Jaw according to DIN 1480

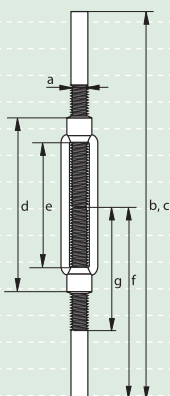
- Material : drop forged mild steel
- Standard : DIN 1480
- Finish : electro-galvanized

diameter thread	length closed position	length open position	length body	opening jaw	length inside	diameter pin	thickness jaw eye	diameter jaw eye	weight per pce
a	b	c	d	e	f	g	h	i	kg
6	191	277	110	7.5	12	M 6	5	13	0.16
8	194	274	110	8.5	12	M 6	6	14	0.21
10	236	325	125	11	16	M 8	8	18	0.38
12	266	349	125	13	20	M 10	10	24	0.66
14	316	406	140	16	30	M 12	12	28	1.15
16	374	490	170	18	38	M 12	12	32	1.45
20	438	570	200	20	42	M 16	16	38	2.61
22	466	611	220	22	44	M 18	18	40	3.24
24	514	691	255	24	46	M 20	20	42	4.35
30	544	709	255	30	50	M 24	22	46	6.48

## Rigging screws with Welding Ends according to DIN 1480

- **Material** : drop forged mild steel
- **Standard** : DIN 1480
- **Finish** : Body : electro-galvanized  
Welding ends : self coloured

E-6355

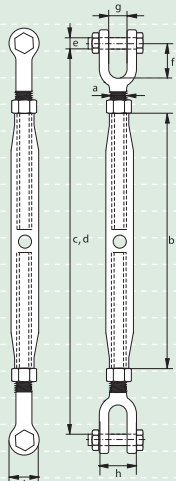


diameter thread	length closed position	length open position	length body	length body inside	length stub-ends	length thread	weight per 100 pcs
a mm	b mm	c mm	d mm	e mm	f mm	g mm	kg
6	240	326	110	86	120	65	9.3
8	240	320	110	80	120	65	14
10	300	389	125	89	150	75	29
12	300	383	125	83	150	75	40
14	330	420	140	90	165	85	66
16	400	516	170	116	200	100	89
20	440	572	200	132	220	120	160
22	440	585	220	145	220	130	227
24	520	697	255	177	260	150	282
30	520	685	255	165	260	160	423

## Closed body rigging screws Jaw - Jaw

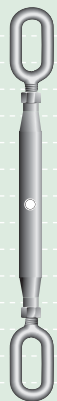
- **Material** : mild steel
- **Safety factor** : MBL equals 5 x WLL
- **Finish** : hot dipped galvanized
- **Note** : end fittings of 6 and 8 mm rigging screws are electro-galvanized

G-6343

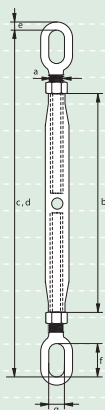


diameter thread	length body	length closed position	length open position	diameter pin	length inside	opening jaw	width jaw	diameter jaw eye	working load limit	weight per pce
a mm	b mm	c mm	d mm	e mm	f mm	g mm	h mm	i mm	tons	kg
6	100	175	255	5	19	7	20	13	0.2	0.16
8	108	199	282	6	25	9	24	14	0.32	0.27
10	125	222	320	8	26	10.5	28	19	0.5	0.45
12	195	320	479	10	32	13	34	22	0.7	0.85
16	230	388	572	12	39	18	42	28	1.2	1.57
20	270	454	672	16	46	20	51	33	1.5	2.67
22	295	490	730	20	55	25	55	38	2.2	3.68
24	325	558	819	22	63	30	70	46	3.2	5.3
33	370	681	977	30	85	38	82	60	4.8	12
39	400	710	1017	33	86	45	85	76	6	14.2
45	400	760	1050	39	105	50	100	86	8.5	20.8
48	400	820	1110	45	120	58	118	92	11	24





G-6340



## Closed body rigging screws

### Eye - Eye

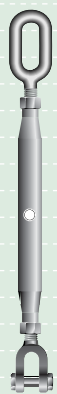
- **Material** : mild steel
- **Safety factor** : MBL equals 5 x WLL
- **Finish** : hot dipped galvanized
- **Note** : end fittings of 6 and 8 mm rigging screws are electro-galvanized

diameter thread	length body	length closed position	length open position	diameter	length eye inside	width eye inside	working load limit	weight per pce
a	b	c	d	e	f	g	tons	kg
6	100	165	245	5.5	11	11	0.2	0.13
8	108	178	261	6	12	12	0.32	0.2
10	125	210	308	8.5	13	13	0.5	0.6
12	195	325	484	11	30	15	0.7	0.8
16	230	380	564	12	40	20	1.2	1.4
20	270	455	673	16	50	24	1.5	2.4
22	295	495	736	16	50	24	2.2	3
24	325	545	806	19	56	28	3.2	4
33	370	665	961	29	70	35	4.8	9
39	400	725	1032	34	80	40	6	11.5
45	400	760	1050	30	90	45	8.5	20.8
48	400	820	1110	35	100	45	11	24

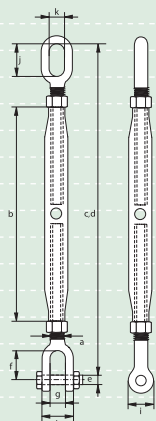
## Closed body rigging screws

### Eye - Jaw

- **Material** : mild steel
- **Safety factor** : MBL equals 5 x WLL
- **Finish** : hot dipped galvanized
- **Note** : end fittings of 6 and 8 mm rigging screws are electro-galvanized



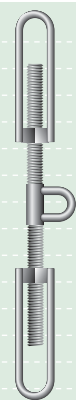
G-6345



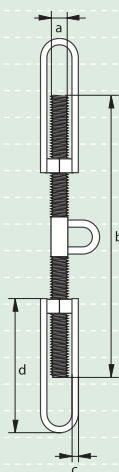
diameter thread	length body	length closed position	length open position	diameter pin	length jaw inside	opening jaw	width jaw	diameter jaw eye	length eye inside	width eye inside	working load limit	weight per pce
a	b	c	d	e	f	g	h	i	j	k	tons	kg
6	100	170	248	M 5	19	7	20	13	11	11	0.2	0.14
8	108	189	273	M 6	25	9	24	14	12	12	0.32	0.24
10	125	216	306	M 8	26	10.5	28	19	13	13	0.5	0.53
12	195	323	478	M 10	32	13	34	22	30	15	0.7	0.83
16	230	384	569	M 12	39	18	42	28	40	20	1.2	1.49
20	270	455	665	M 16	46	20	51	33	50	24	1.5	2.54
22	295	493	723	M 20	55	25	55	38	50	24	2.2	3.34
24	325	552	802	M 22	63	30	70	46	56	28	3.2	4.65
33	370	673	963	M 30	85	38	82	60	70	35	4.8	10.5
39	400	718	1018	M 33	86	45	85	76	80	40	6	12.8
45	400	760	1050	M 39	105	50	100	86	90	45	8.5	20.8
48	400	820	1110	M 45	120	58	118	92	100	45	11	24

## Turnbuckles (hamburgers) for deck lashing

- Material : mild steel
- Finish : selfcoloured



S-6330



diameter thread	length thread	diameter bow	length bow	minimum breaking load	weight per pce
a mm	b mm	c mm	d mm	tons	kg
24	400	16	210	13	3
24	500	16	260	13	3.8
27	400	18	210	18	4.4
27	500	18	260	18	5.5
30	400	20	210	20	5
30	500	20	260	20	6.3
36	400	20	210	21	7
36	500	20	260	21	8.8

1

2

3

4

5

6

7

8

9

10

11

12

13

14

15

16